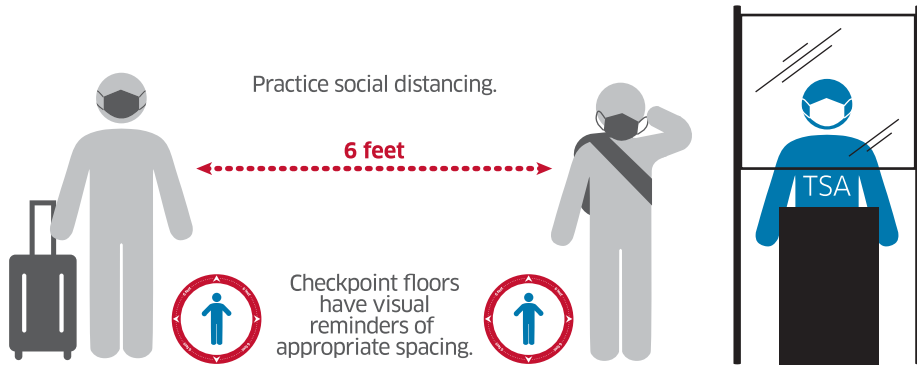


TSA: What to Know Before You Go

Face Coverings and Social Distancing



Practice social distancing.

6 feet

Checkpoint floors have visual reminders of appropriate spacing.

TSA officers are required to wear surgical masks and gloves.

Phased installation of plastic shielding at points of interaction between passengers and TSA officers. (e.g., checkpoint, checked baggage drop-off, etc.)

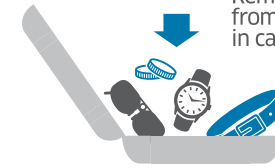
Travelers should wear face coverings. Travelers who require an accommodation due to a disability or medical condition should alert the TSA officer.

Travelers may have to adjust their face coverings for ID verification or remove for secondary screening.

Reduced Physical Contact



Travelers keep possession of their IDs and boarding passes, place on the reader, and hold up for visual inspection.



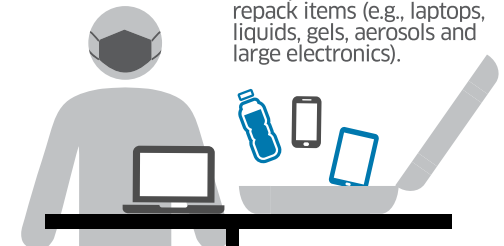
Remove belts and all items from pockets and put them in carry-ons instead of bins.*



Remove food items from carry-on bags and place in bin for screening.*



Travelers may be directed outside of the checkpoint to remove or repack items (e.g., laptops, liquids, gels, aerosols and large electronics).

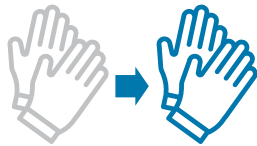


*Does not apply to TSA PreCheck™ members.

Cleaning and Disinfecting



TSA is allowing one liquid hand sanitizer container, up to 12 ounces per passenger, in carry-on bags.



TSA officers will change their gloves with each pat-down and upon passenger request.



New Explosives Trace Detection swab used for each person.



Increased cleaning and disinfecting of frequently touched surfaces and security screening equipment, including bins.



Stay Healthy. Stay Secure.
tsa.gov/coronavirus